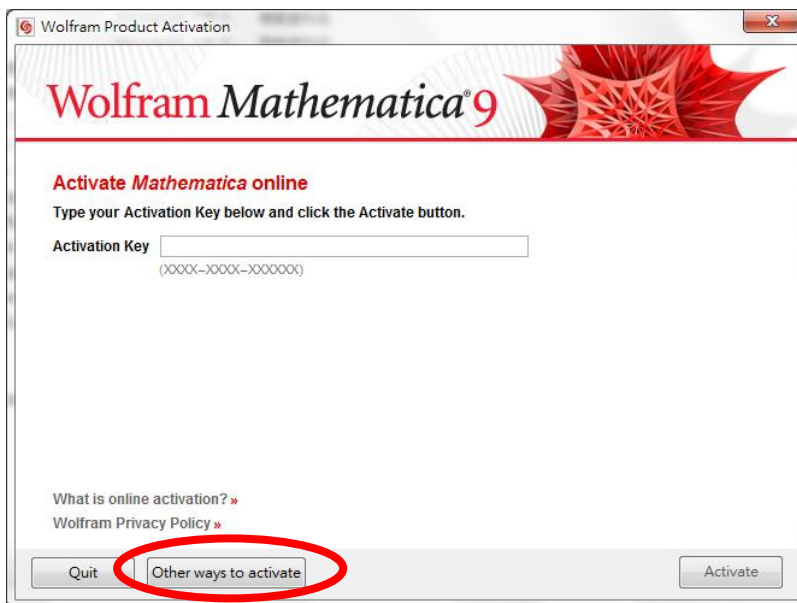
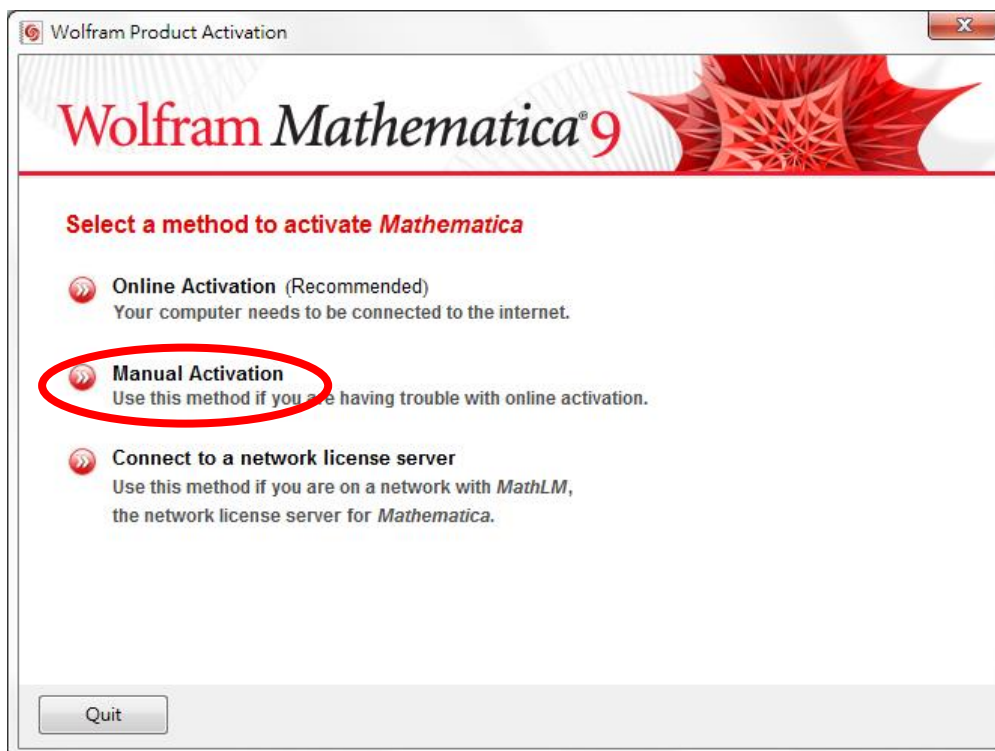


若需要將 Mathematica 轉移至其他台電腦上或是重灌作業系統，請按照下列步驟，提供 **【新電腦】** 或 **【重灌後】** 的 MathID

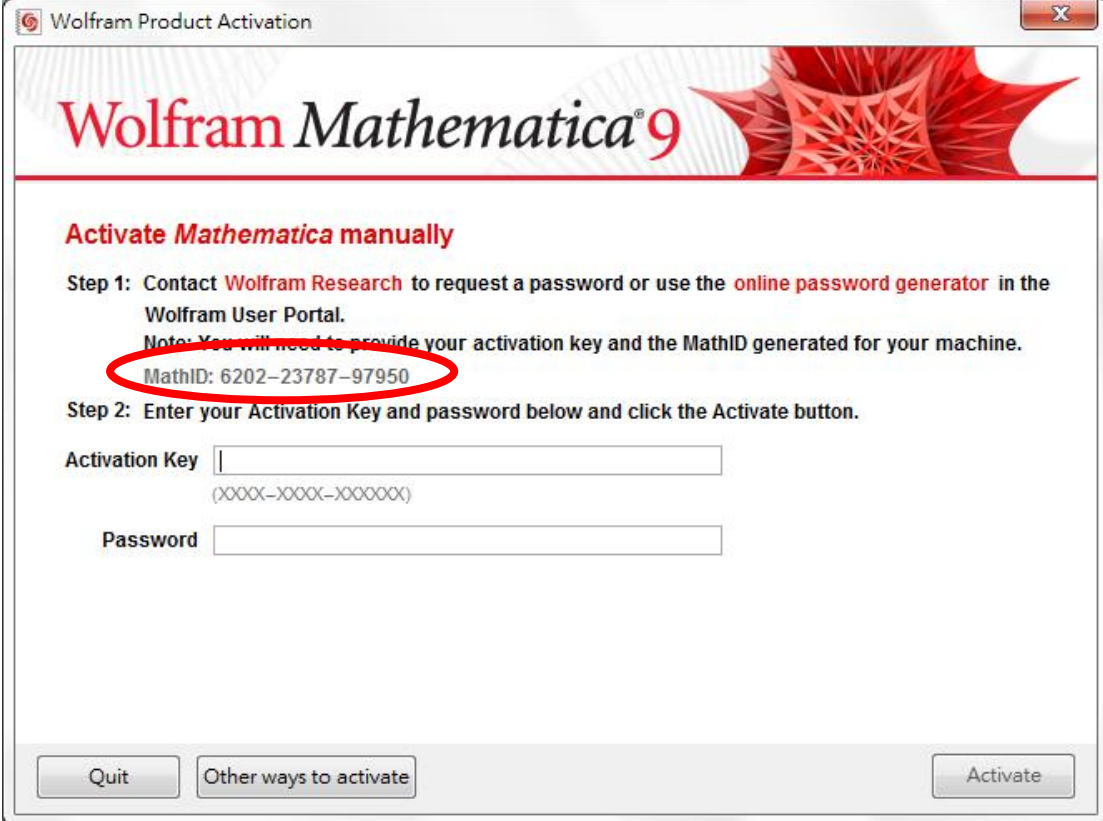
1、將舊電腦的 Mathematica 移除後，於 **【新電腦】** 或 **【重灌後】** 的電腦安裝 Mathematica。開啟 Mathematica，點選『Other ways to activate』



2、點選『Manual Activation』



3、於 Step 1 找到您的 MathID



Wolfram Product Activation

Wolfram Mathematica[®] 9

Activate Mathematica manually

Step 1: Contact **Wolfram Research** to request a password or use the **online password generator** in the Wolfram User Portal.
Note: You will need to provide your activation key and the MathID generated for your machine.
MathID: 6202-23787-97950

Step 2: Enter your Activation Key and password below and click the Activate button.

Activation Key
(XXXX-XXXX-XXXXXX)

Password

Quit Other ways to activate Activate